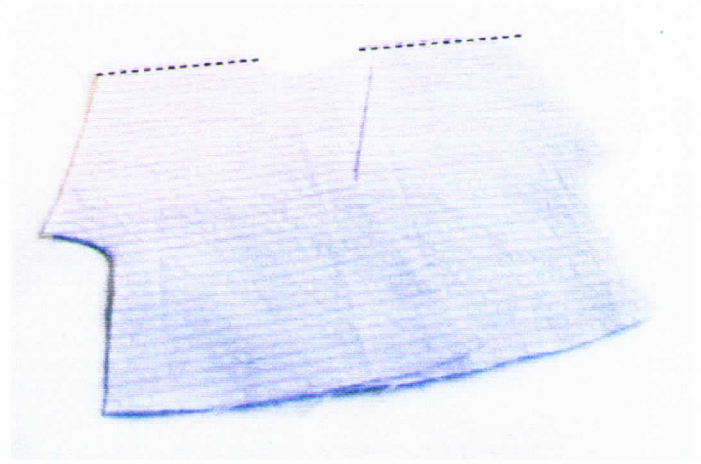



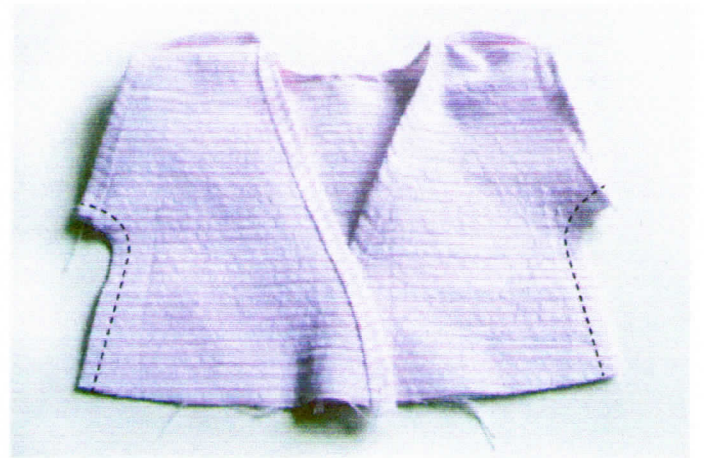
7. Fold the skirt on the middle, with the front of the fabric facing inwards. Sew a seam along the back. Now the skirt is done!




8. Now we make the shirt. Place the back pieces on the front piece, with the front of the fabric facing inwards. Sew along the shoulders as shown in picture.



9. Fold the edges of the neck/back opening and the armholes. Sew along the folded edges. The neck seam can be a bit tricky.



10. Sew the side seams. Don't forget to face the front of the fabric inwards!



11. Fold the bottom edge and sew. Now the outfit is done!

